Winnebago County
Health Department

555 N. Court St. / Rockford, IL 61103
(815) 720.4050
publichealth.wincoil.gov

Influenza REPORT

CDC Week 46: Week Ending Saturday, November 19, 2022

Vaccination is the best way to protect against influenza infection.
All Winnebago County residents aged six months and older should be vaccinated annually.

Weekly Influenza Activity Summary: This week's surveillance activities shows **370** case of influenza in Winnebago County as detailed in this report. Influenza surveillance for the County involves the weekly collection of data from our partners including hospitals, physicians, clinics, long term care (LTC) facilities and laboratories.

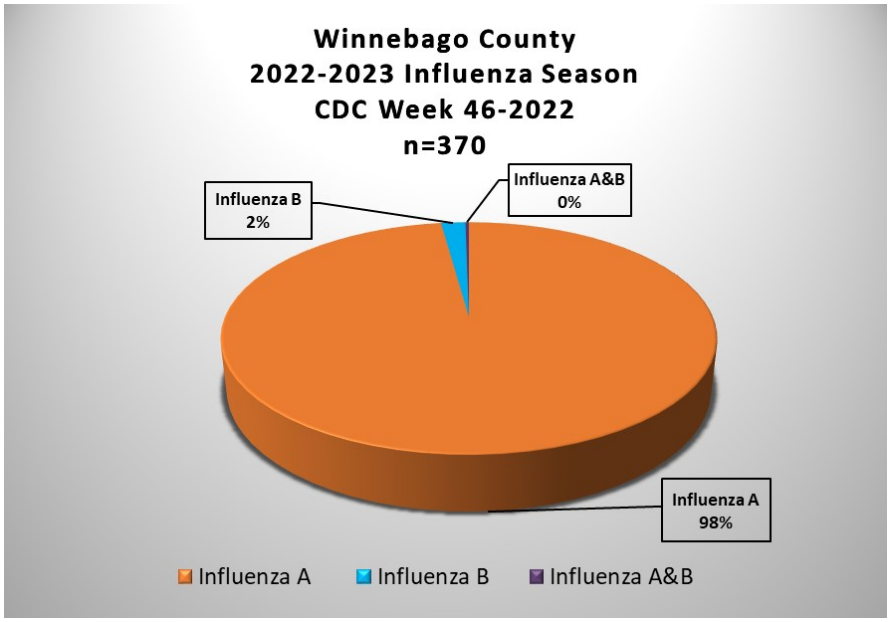

Total Number of Influenza Cases for the Reporting Week By Age Distribution

Age Range	Influenza A	Influenza B	Influenza A&B
0-4	65	1	0
5-17	184	1	0
18-64	102	5	1
65+	11	0	0
TOTALS	**362**	**7**	**1**

Figure 1: → Illustrates the percentage of emergency department visits with a complaint of ILI reported during the surveillance week compared to the expected percentage and the baseline percentage for ILI.

ILI "Influenza like Illness" is defined as fever ≥ 100°F and cough and/or sore throat.

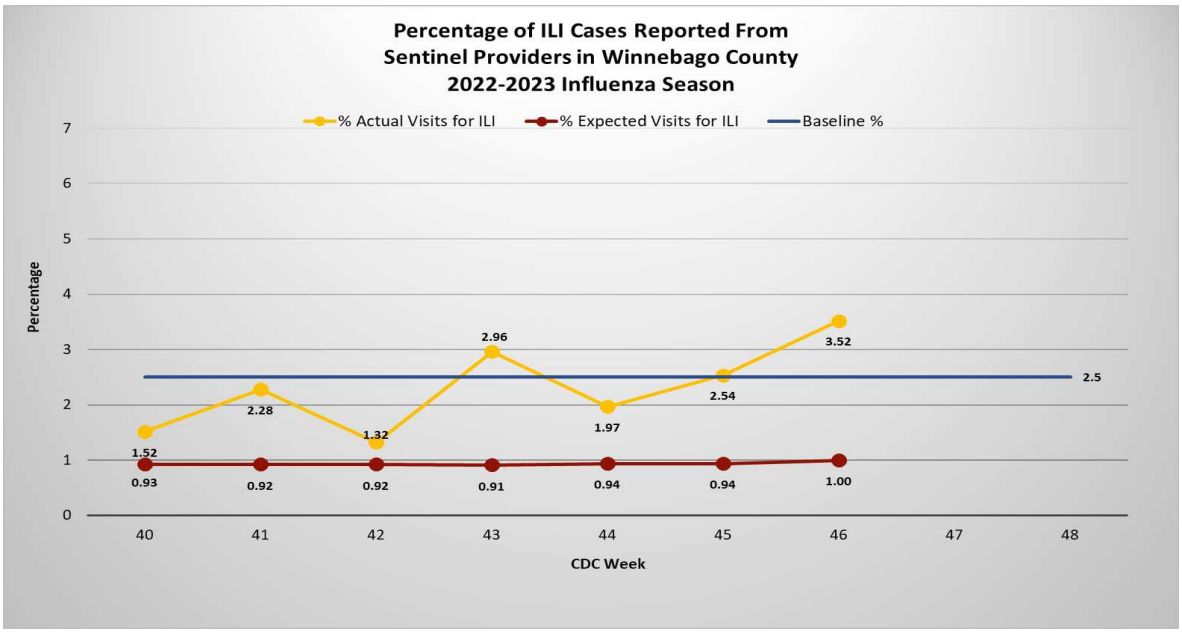

Influenza ICU Admissions, Long Term Care Outbreaks

Influenza-associated Intensive Care Unit (ICU) Admissions:

Figure 2: →

Illustrates the total number of ICU admissions reported during the current Influenza surveillance period.

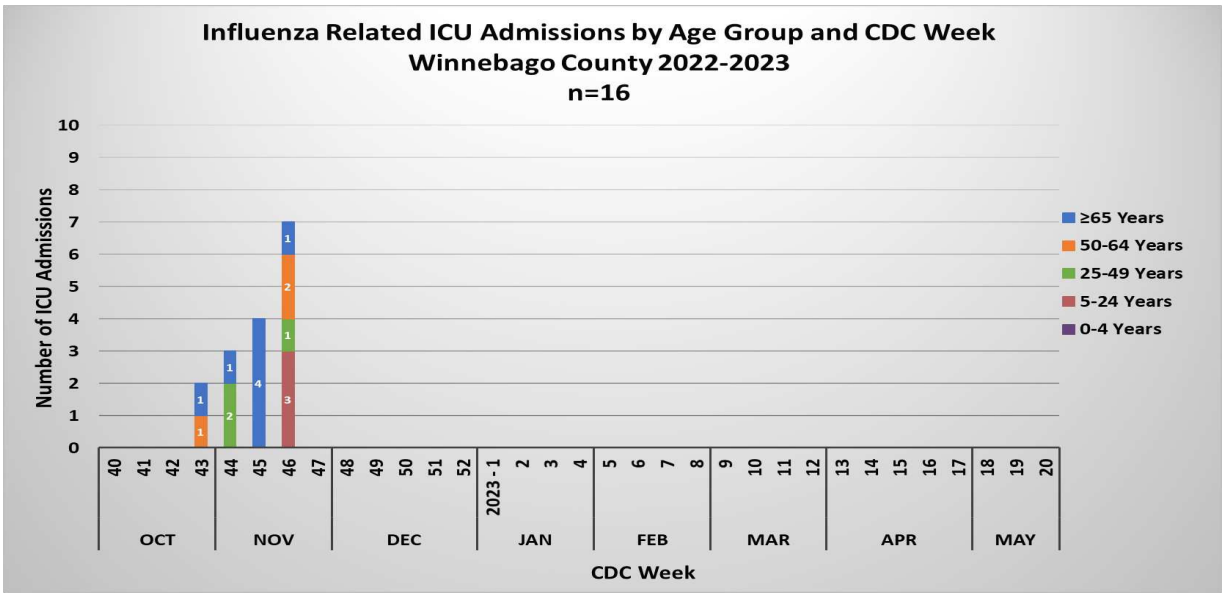

Influenza Outbreak Activity in Long Term Care Facilities: The Health Department uses surveillance data to monitor influenza outbreaks in long term care facilities as part of the community's current activity with influenza. An outbreak is defined as two or more cases of ILI occurring within 72 hours among residents in a unit of the facility with at least one of the ill residents having lab confirmed influenza.

No outbreaks were reported during week 46

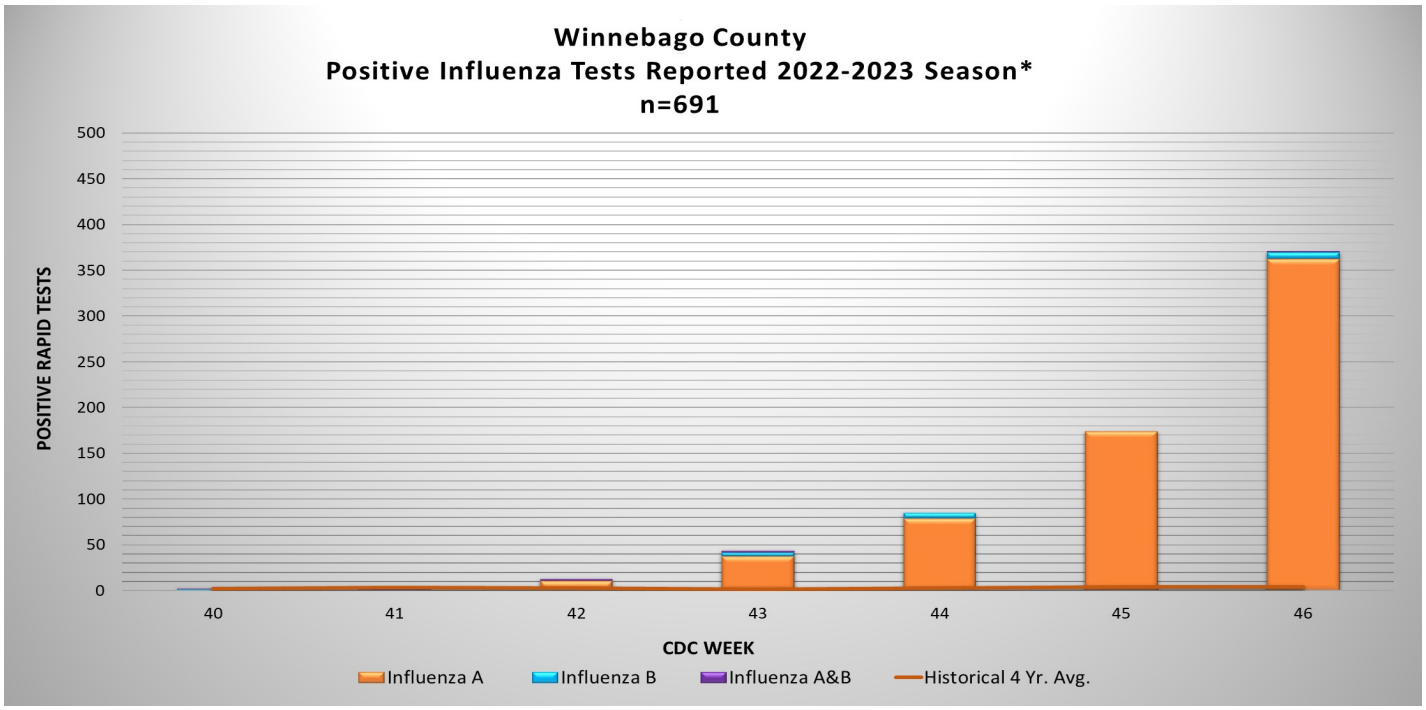

↑ Figure 3: Illustrates the total number of flu cases reported during the current influenza surveillance period. The four year historical average for the County is noted by the orange line on the graph.

Influenza Like Illness[1] (ILI) Reported on a State Level and National Influenza Activity

Table 1 ↓: Illustrates the actual number of emergency department visits with a complaint of ILI reported during each surveillance week compared to the expected number of ILI complaints.

Actual Number of ILI Cases Reported in Winnebago County 2022-2023 Influenza Season

CDC Week	Actual Number	Expected Number
41	55	21
42	31	21
43	72	21
44	48	21
45	59	21
46	80	23
SEASON TOTAL	**381**	**149**

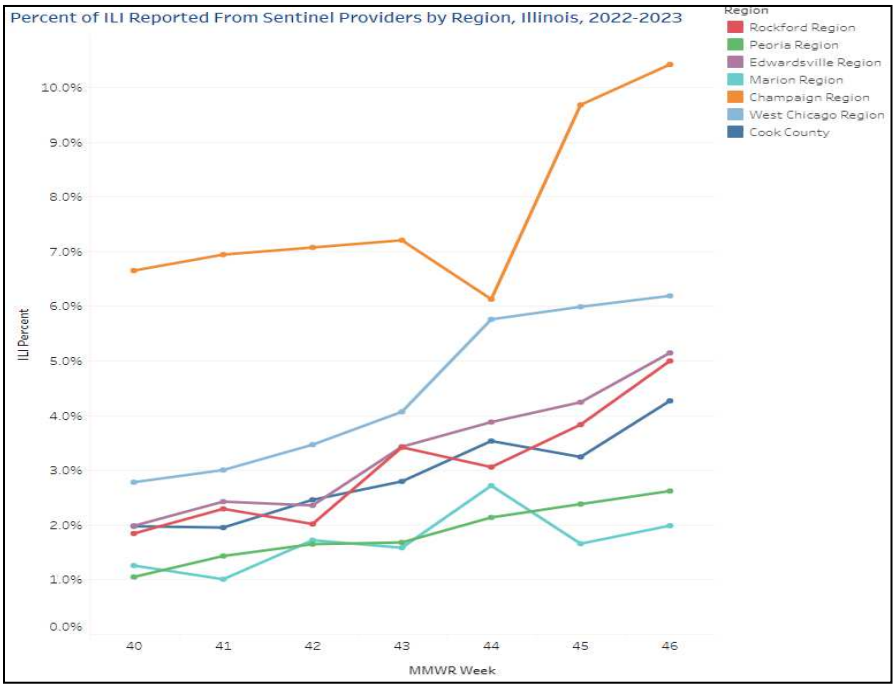

↑ Figure 4: Illustrates the percentage emergency department visits with a complaint of ILI reported during the surveillance week across the State of Illinois.

1. ILI "Influenza like Illness" is defined as fever ≥ 100°F and cough and/or sore throat.

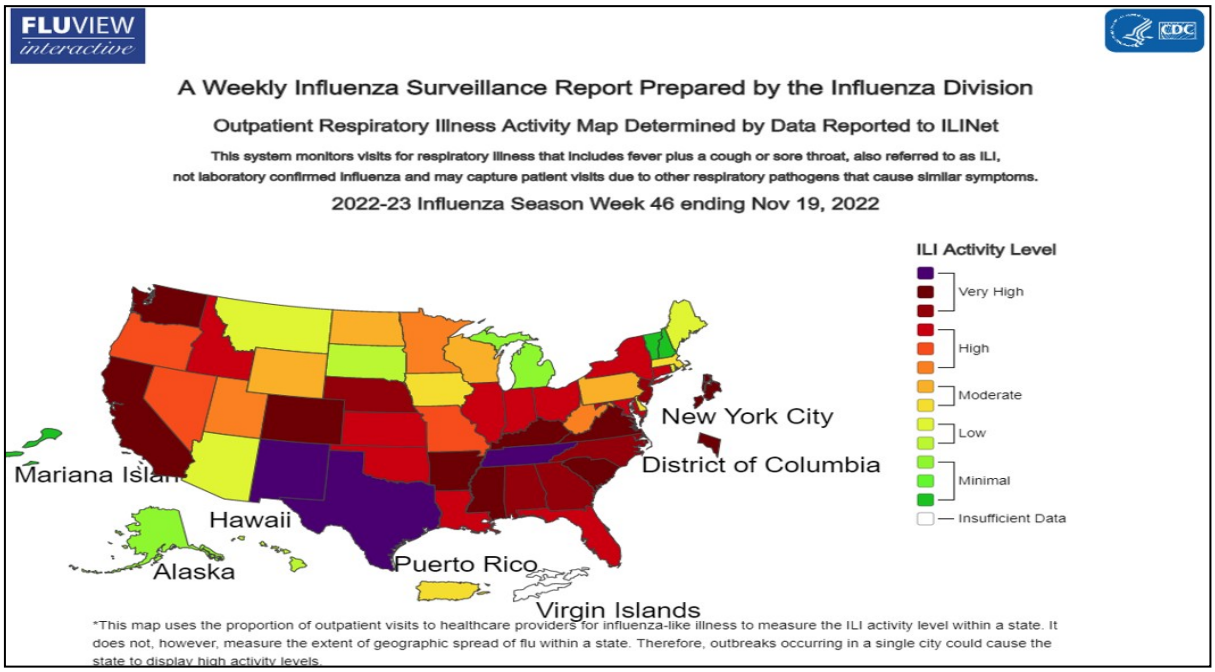

← Figure 5: Illustrates the national weekly influenza like illness activity for the reporting week.

Practice and promote the three C's in helping prevent the spread of influenza in our community:

CLEAN - Wash your hands

COVER - Cover your cough and sneeze

CONTAIN - Contain your germs, stay home if you are sick

Influenza Geographic Surveillance Data

Geographic Breakdown of Positive Influenza Tests in the County: The Health Department uses surveillance data to monitor positive influenza tests throughout the County by ZIP codes.

Total Number of Influenza Cases for			
Zip Code**	**Influenza A**	**Influenza B**	**Influenza A&B**
61072	8	1	1
61073	18	1	0
61080	5	0	0
61101	31	0	0
61102	32	0	0
61103	30	0	0
61104	32	0	0
61107	42	1	0
61108	51	1	0
61109	49	0	0
61111	20	1	0
61114	14	1	0
61115	22	1	0
	8	0	0
Totals for the Week	362	7	1

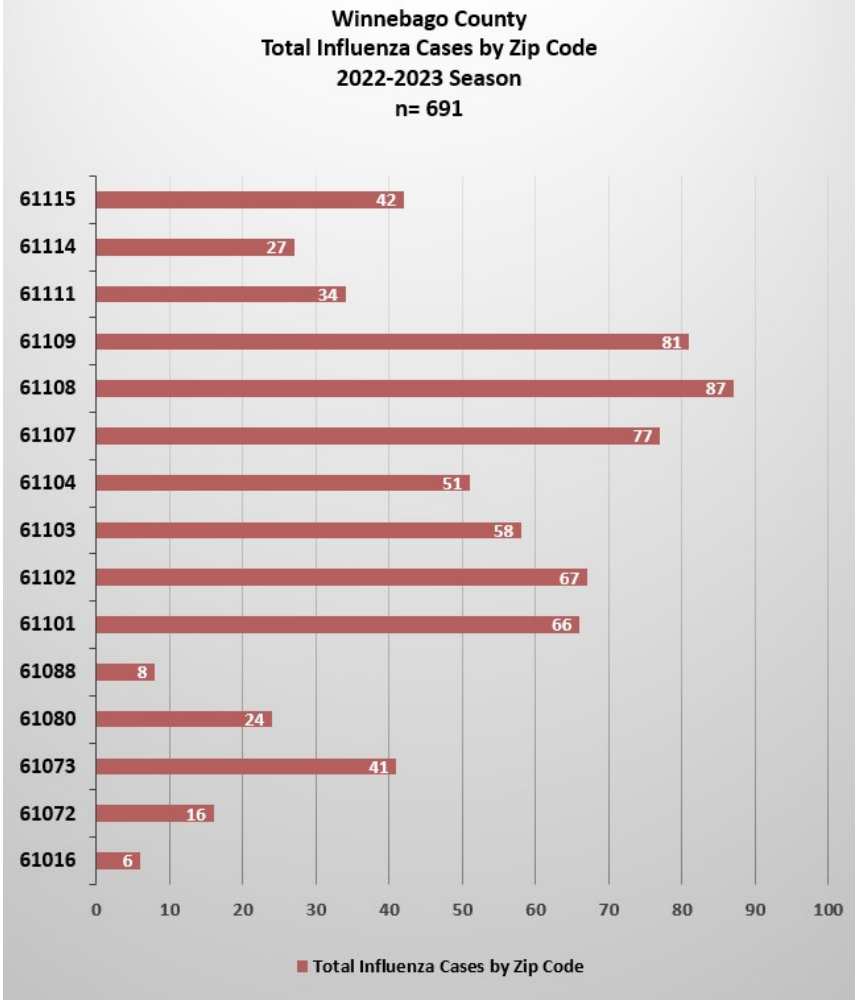

**Due to confidentiality concerns, when the total case count is under 5 in a zip code, the count is not reported by zip code.

FaceBook: @WinnebagoCountyHealth
Twitter & Instagram: Winncohealth

A Nationally Accredited Health Department Since 2017