Winnebago County
Health Department

555 N. Court St. / Rockford, IL 61103
(815) 720.4050
publichealth.wincoil.gov

Influenza REPORT

CDC Week 1: Week Ending Saturday, January 7, 2023

Vaccination is the best way to protect against influenza infection.
All Winnebago County residents aged six months and older should be vaccinated annually.

Weekly Influenza Activity Summary: This week's surveillance activities shows **71** cases of influenza in Winnebago County as detailed in this report. Influenza surveillance for the County involves the weekly collection of data from our partners including hospitals, physicians, clinics, long term care (LTC) facilities and laboratories.

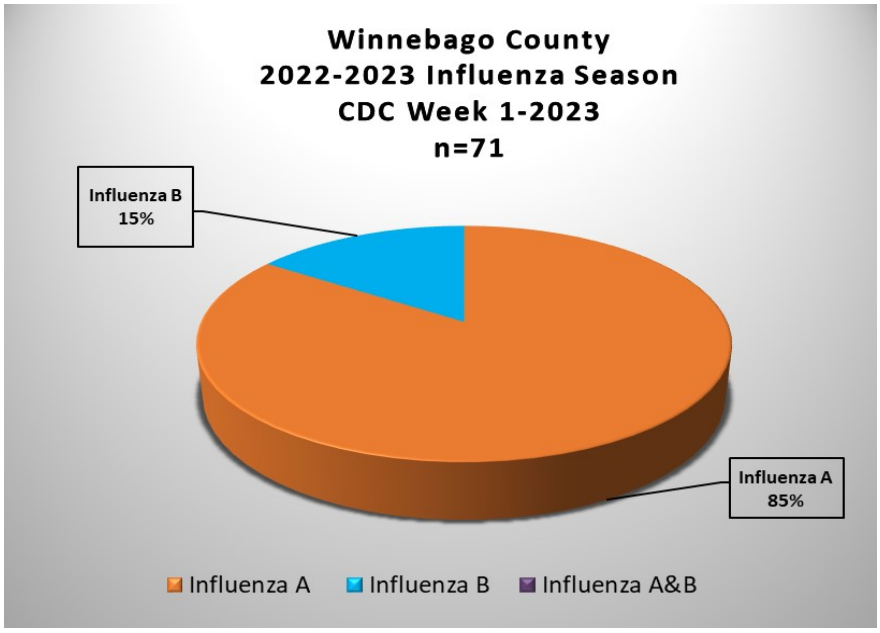

Total Number of Influenza Cases for the Reporting Week By Age Distribution

Age Range	Influenza A	Influenza B	Influenza A&B
0-4	5	0	0
5-17	10	5	0
18-64	28	5	0
65+	17	1	0
TOTALS	**60**	**11**	**0**

Figure 1: → Illustrates the percentage of emergency department visits with a complaint of ILI reported during the surveillance week compared to the expected percentage and the baseline percentage for ILI.

ILI "Influenza like Illness" is defined as fever ≥ 100°F and cough and/or sore throat.

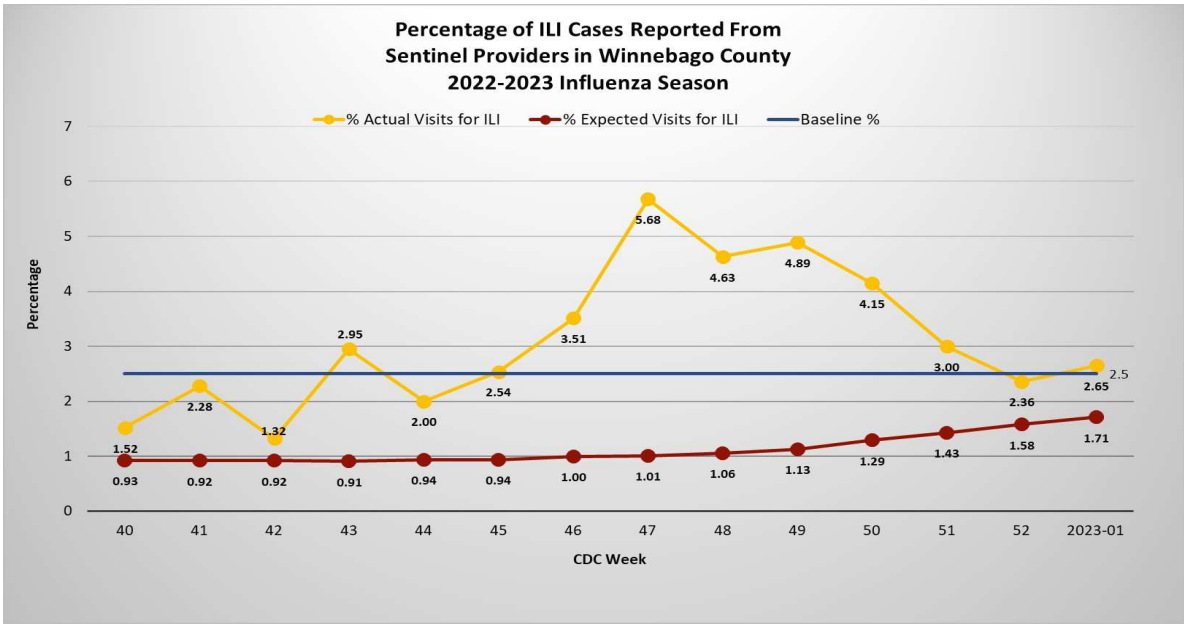

Influenza ICU Admissions, Long Term Care Outbreaks

Influenza-associated Intensive Care Unit (ICU) Admissions:

Figure 2: →

Illustrates the total number of ICU admissions reported during the current Influenza surveillance period.

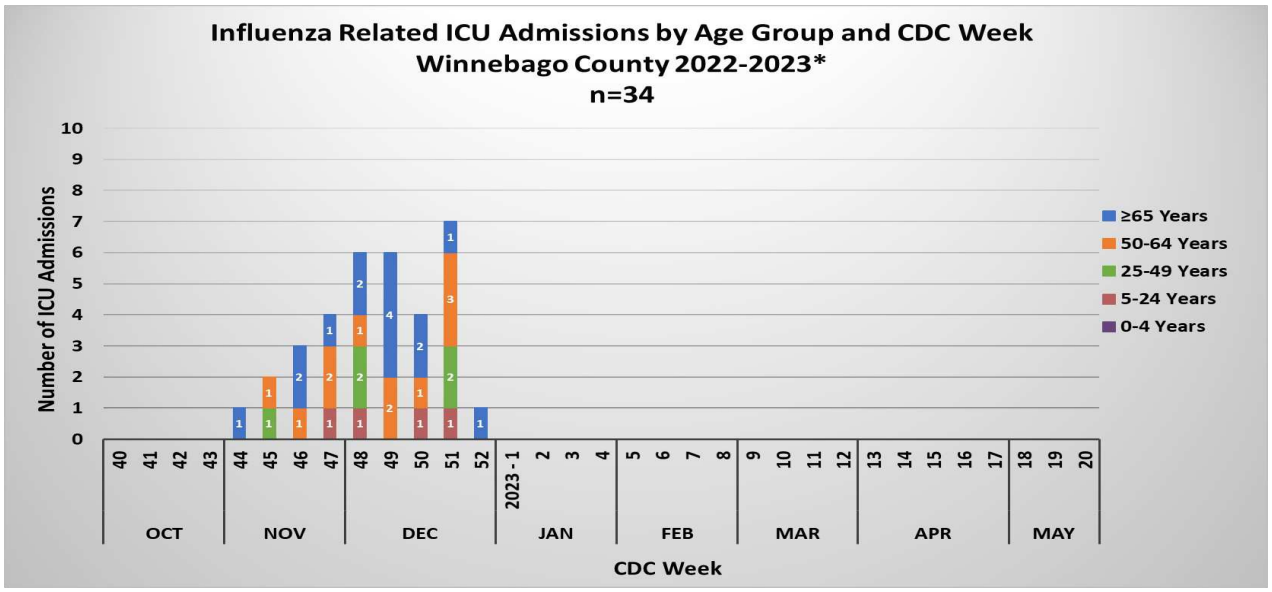

Influenza Outbreak Activity in Long Term Care (LTC) Facilities: The Health Department uses surveillance data to monitor influenza outbreaks in long term care facilities as part of the community's current activity with influenza. An outbreak is defined as two or more cases of ILI occurring within 72 hours among residents in a unit of the facility with at least one of the ill residents having lab confirmed influenza.

No outbreaks were reported during week 1. A total of eight (8) influenza outbreaks have been reported this season.

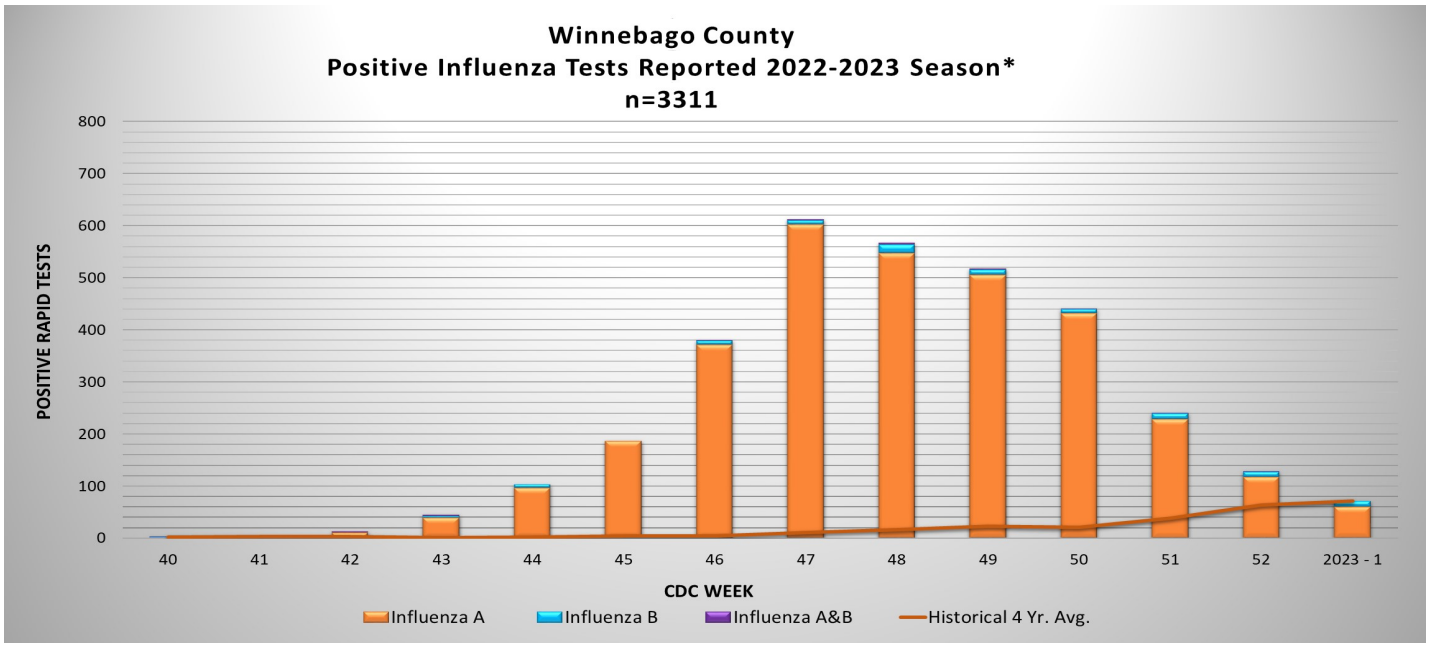

↑ Figure 3: Illustrates the total number of flu cases reported during the current influenza surveillance period. The four year historical average for the County is noted by the orange line on the graph.

*Note: All data in this report are provisional and may change as additional reports are received.

Influenza Like Illness[1] (ILI) Reported on a State Level and National Influenza Activity

Table 1 ↓: Illustrates the actual number of emergency department visits with a complaint of ILI reported during each surveillance week compared to the expected number of ILI complaints.

Actual Number of ILI Cases Reported in Winnebago County 2022-2023 Influenza Season

CDC Week	Actual Number	Expected Number
48	123	25
49	124	26
50	99	30
51	58	34
52	52	38
1	63	41
SEASON TOTAL	**1042**	**366**

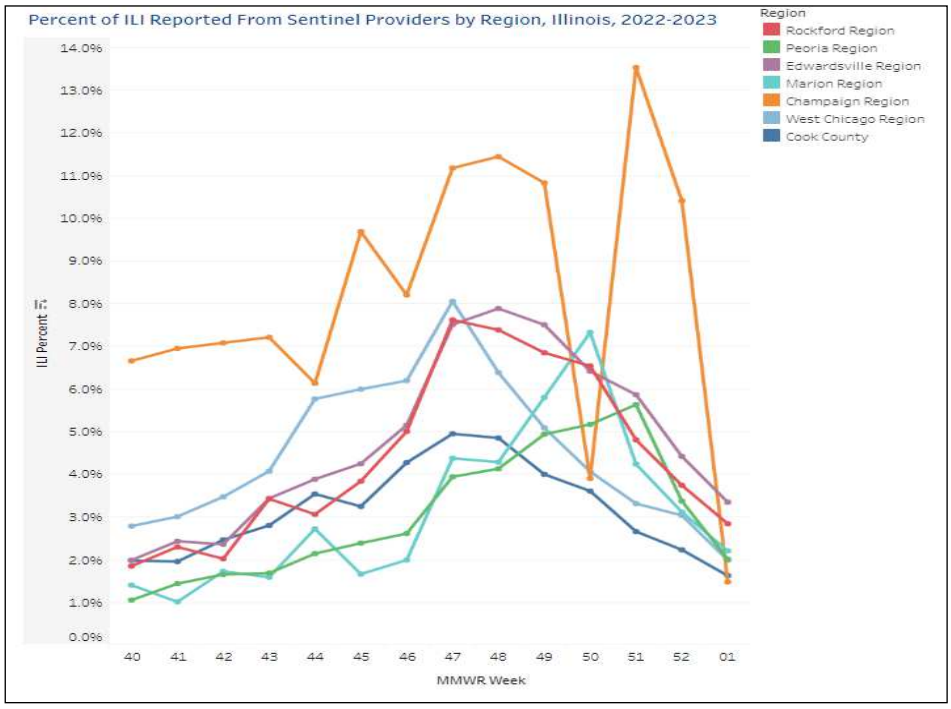

↑ Figure 4: Illustrates the percentage emergency department visits with a complaint of ILI reported during the surveillance week across the State of Illinois.

1. ILI "Influenza like Illness" is defined as fever ≥ 100°F and cough and/or sore

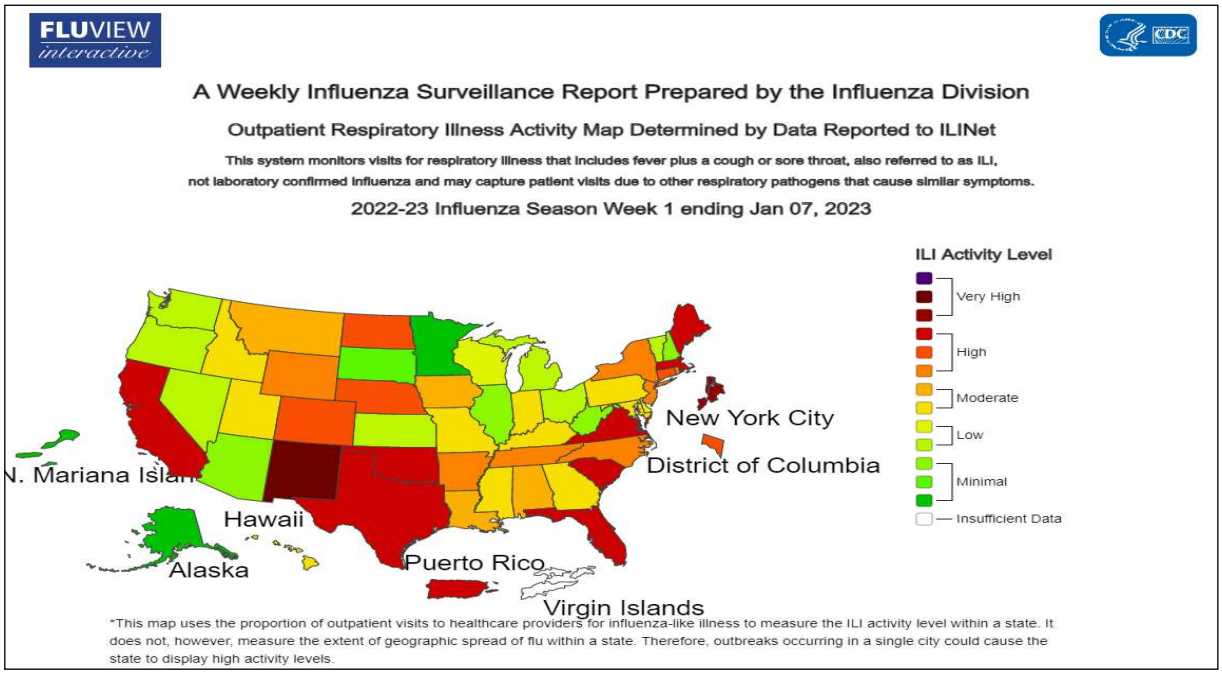

← Figure 5: Illustrates the national weekly influenza like illness activity for the reporting week.

Practice and promote the three C's in helping prevent the spread of influenza in our community:

CLEAN - Wash your hands

COVER - Cover your cough and sneeze

CONTAIN - Contain your germs, stay home if you are sick

Influenza Geographic Surveillance Data

Geographic Breakdown of Positive Influenza Tests in the County: The Health Department uses surveillance data to monitor positive influenza tests throughout the County by ZIP codes.

Total Number of Influenza Cases for			
Zip Code**	Influenza A	Influenza B	Influenza A&B
61101	10	0	0
61102	4	1	0
61103	5	1	0
61107	4	2	0
61109	10	0	0
61115	4	3	0
	23	4	0
Totals for the	60	11	0

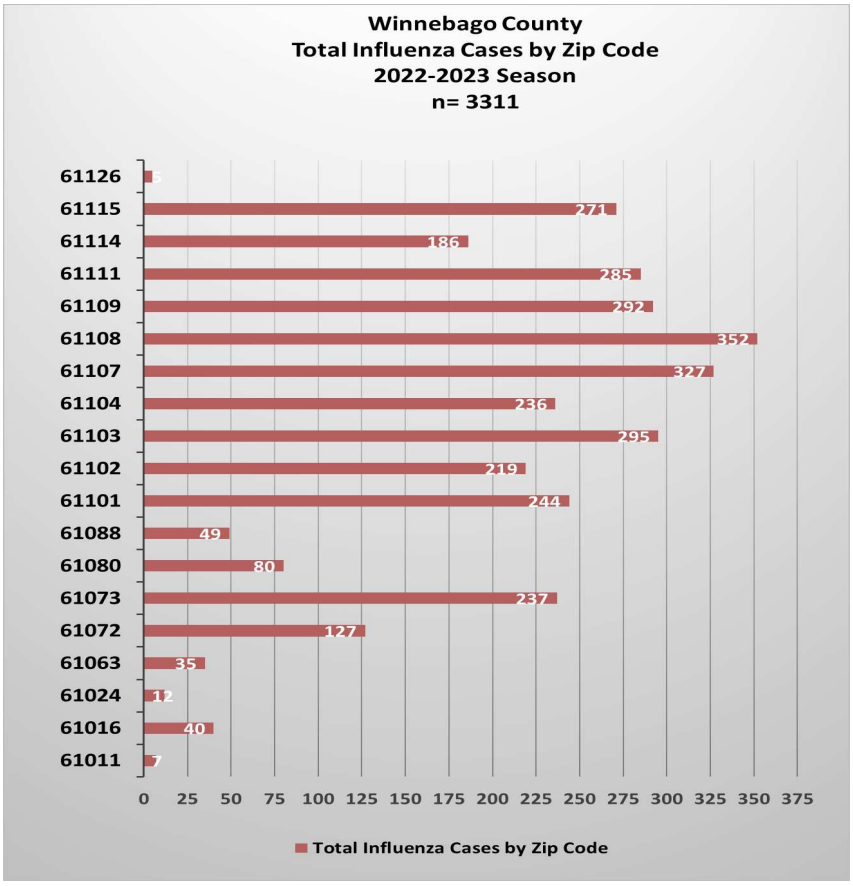

**Due to confidentiality concerns, when the total case count is under 5 in a zip code, the count is not reported by zip code.

FaceBook: @WinnebagoCountyHealth
Twitter & Instagram: Winncohealth

A Nationally Accredited Health Department Since 2017