



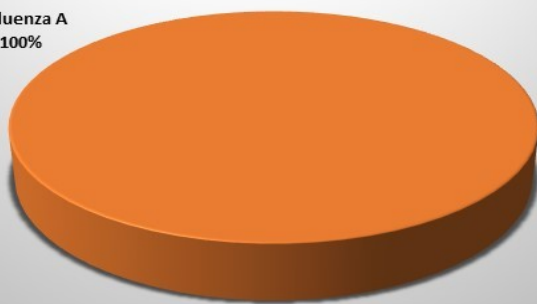
CDC Week 42: Week Ending Saturday, October 21, 2023

Vaccination is the best way to protect against influenza infection.
All Winnebago County residents aged six months and older should be vaccinated annually.

Weekly Influenza Activity Summary: This week's surveillance activities shows **16** cases of influenza in Winnebago County as detailed in this report. Influenza surveillance for the County involves the weekly collection of data from our partners including hospitals, physicians, clinics, long term care (LTC) facilities and laboratories.

**Winnebago County
2023-2024 Influenza Season
CDC Week 42-2023
n=16**

Influenza A
100%



■ Influenza A ■ Influenza B ■ Influenza A&B

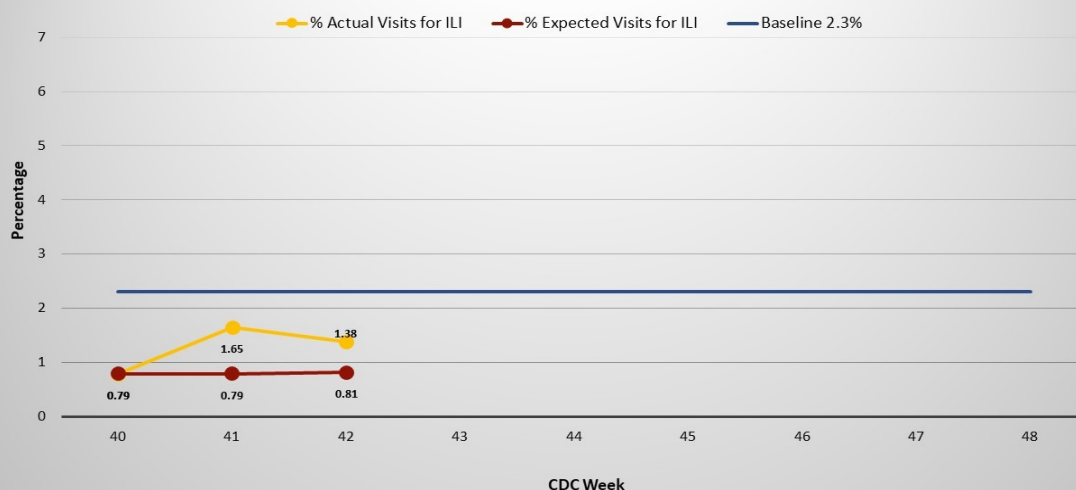
**Total Number of Influenza Cases
for the Reporting Week
By Age Distribution**

Age Range	Influenza A	Influenza B	Influenza A&B
0-4	6	0	0
5-17	5	0	0
18-64	5	0	0
65+	0	0	0
TOTALS	16	0	0

Figure 1: → Illustrates the percentage of emergency department visits with a complaint of ILI reported during the surveillance week compared to the expected percentage and the baseline percentage for ILI.

ILI "Influenza like Illness" is defined as fever $\geq 100^{\circ}\text{F}$ and cough and/or sore throat.

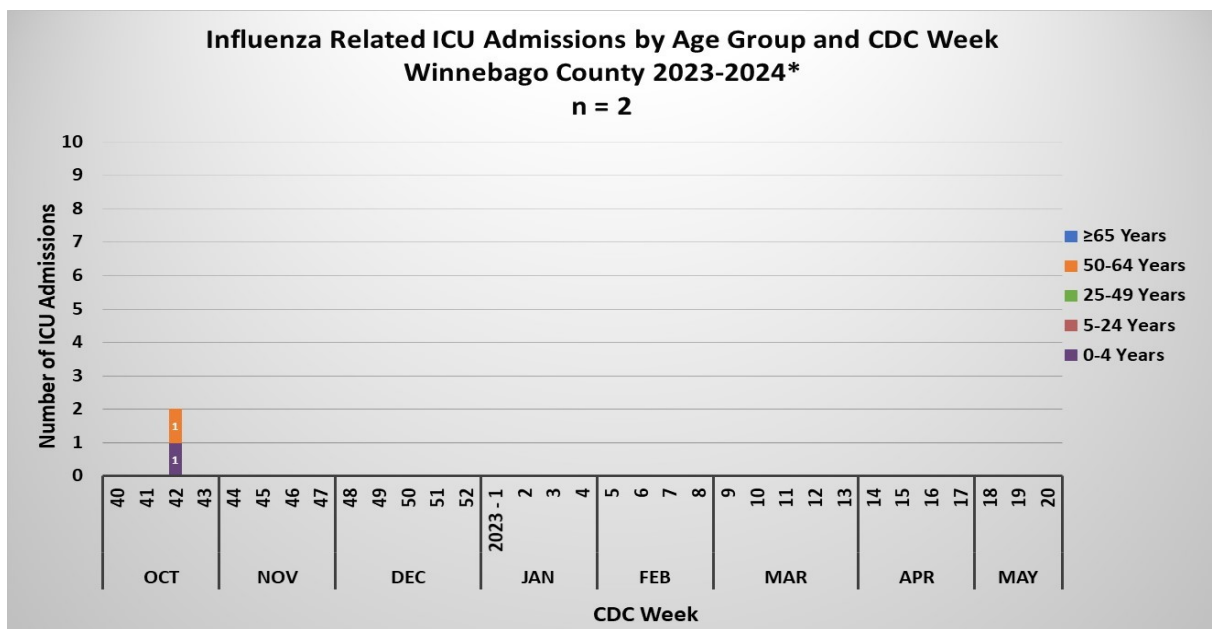
**Percentage of ILI Cases Reported From
Sentinel Providers in Winnebago County
2023-2024 Influenza Season**



Influenza ICU Admissions, Long Term Care Outbreaks

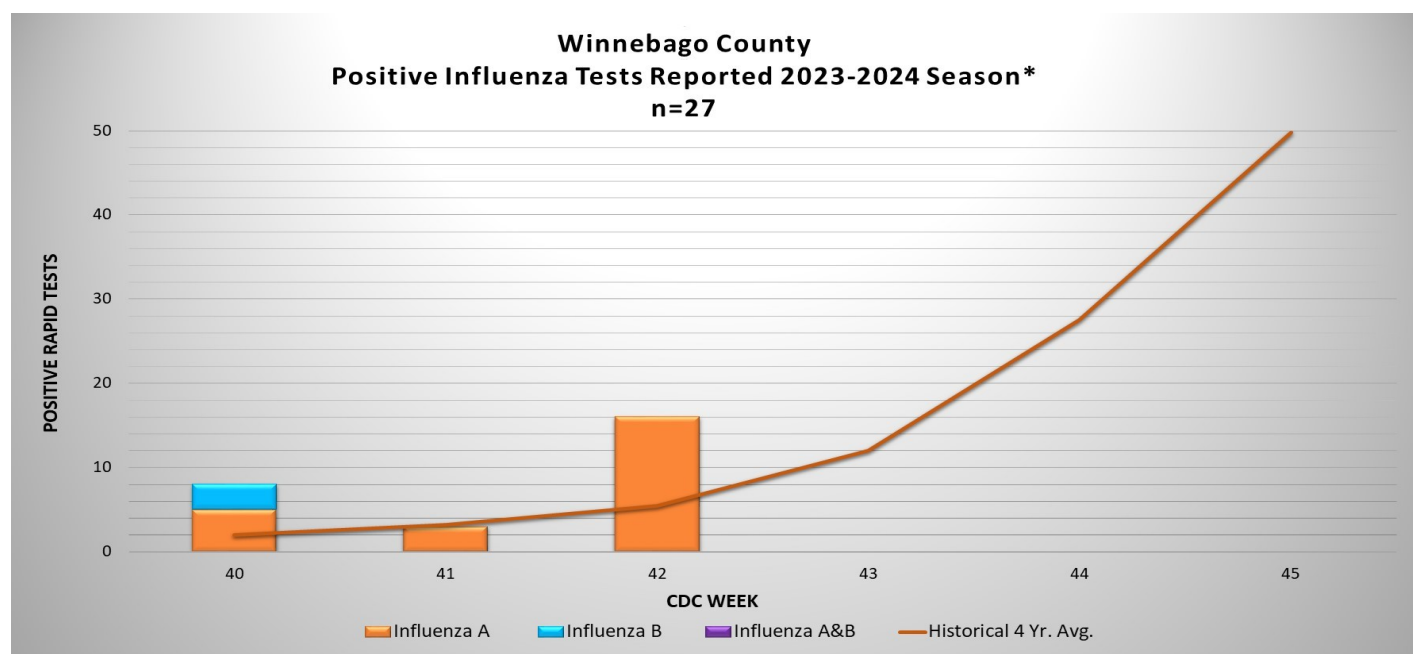
Influenza-associated Intensive Care Unit (ICU) Admissions:

Figure 2: →
Illustrates the total number of ICU admissions reported during the current Influenza surveillance period.



Influenza Outbreak Activity in Long Term Care Facilities: The Health Department uses surveillance data to monitor influenza outbreaks in long term care facilities as part of the community's current activity with influenza. An outbreak is defined as two or more cases of ILI occurring within 72 hours among residents of a facility.

No outbreaks were reported during week 42



↑ Figure 3: Illustrates the total number of flu cases reported during the current influenza surveillance period. The four year historical average for the County is noted by the orange line on the graph.

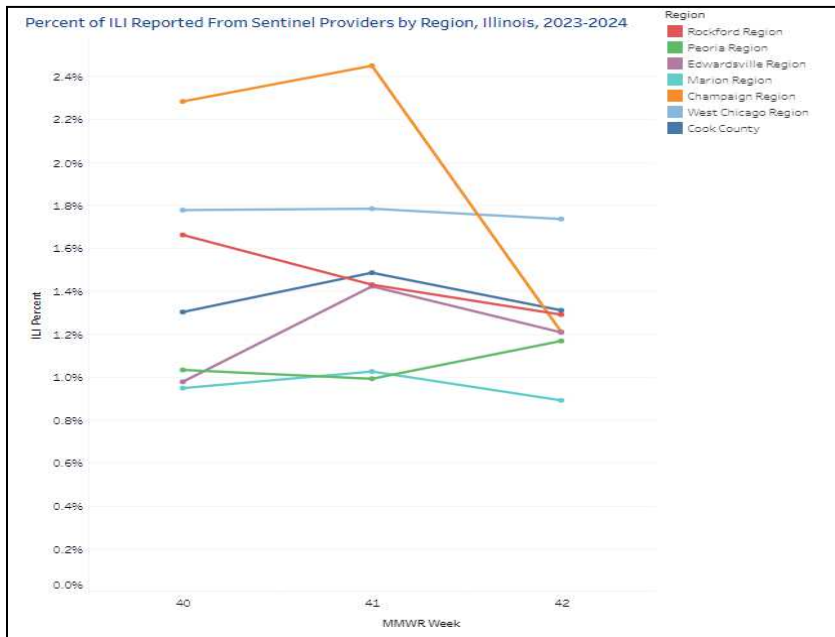
*Note: All data in this report are provisional and may change as additional reports are received.

Influenza Like Illness¹ (ILI) Reported on a State Level and National Influenza Activity

Table 1 ↓: Illustrates the actual number of emergency department visits with a complaint of ILI reported during each surveillance week compared to the expected number of ILI complaints.

Actual Number of ILI Cases Reported in Winnebago County 2023-2024 Influenza Season

CDC Week	Actual Number	Expected Number
40	20	18
41	38	19
42	33	19
43	-	-
44	-	-
45	-	-
SEASON TOTAL	91	56



↑ Figure 4: Illustrates the percentage [emergency department visits with a complaint of ILI reported during the surveillance week across the State of Illinois.](#)

ILI "Influenza like Illness" is defined as fever $\geq 100^{\circ}\text{F}$ and cough and/or sore throat.

FLUVIEW
interactive

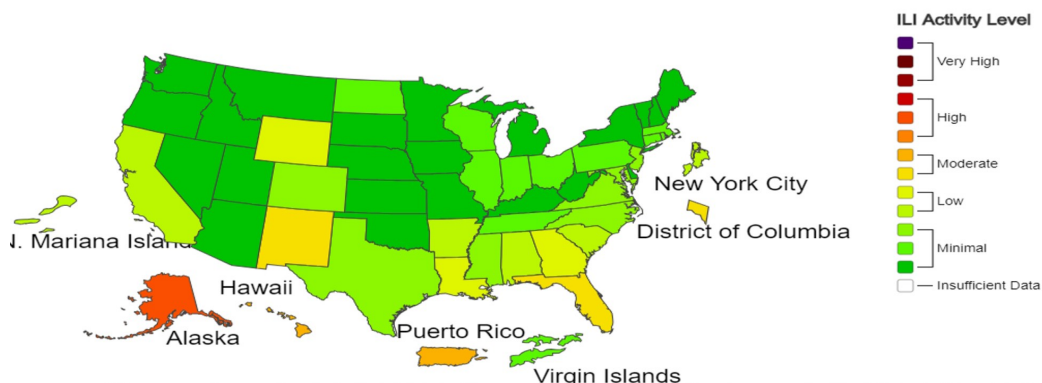


A Weekly Influenza Surveillance Report Prepared by the Influenza Division

Outpatient Respiratory Illness Activity Map Determined by Data Reported to ILINet

This system monitors visits for respiratory illness that includes fever plus a cough or sore throat, also referred to as ILI, not laboratory confirmed influenza and may capture patient visits due to other respiratory pathogens that cause similar symptoms.

2023-24 Influenza Season Week 42 ending Oct 21, 2023



*This map uses the proportion of outpatient visits to healthcare providers for influenza-like illness to measure the ILI activity level within a state. It does not, however, measure the extent of geographic spread of flu within a state. Therefore, outbreaks occurring in a single city could cause the state to display high activity levels.

← Figure 5: Illustrates the [national weekly influenza like illness activity](#) for the reporting week.

Practice and promote the three C's in helping prevent the spread of influenza in our community:

CLEAN - Wash your hands

COVER - Cover your cough and sneeze

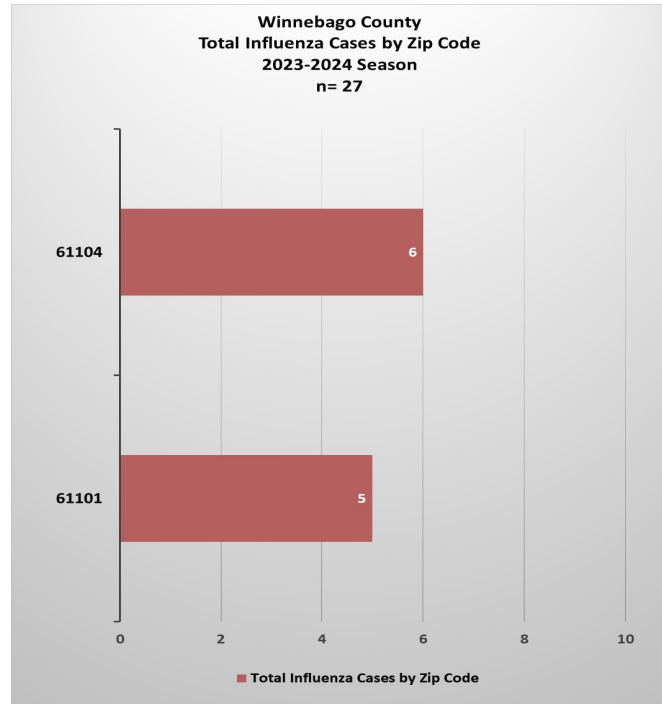
CONTAIN - Contain your germs, stay home if you are sick

Influenza Geographic Surveillance Data

Geographic Breakdown of Positive Influenza Tests in the County: The Health Department uses surveillance data to monitor positive influenza tests throughout the County by ZIP codes.

Total Number of Influenza Cases for The Reporting Week by Zip Code

Zip Code**	Influenza A	Influenza B	Influenza A&B
61104	5	0	0
11	11	0	0
Totals for the Week	16	0	0



**Due to confidentiality concerns, when the total case count is under 5 in a zip code, the count is not reported by zip code.



FaceBook: @WinnebagoCountyHealth

Twitter & Instagram: Winncohealth



**A Nationally Accredited
Health Department Since 2017**