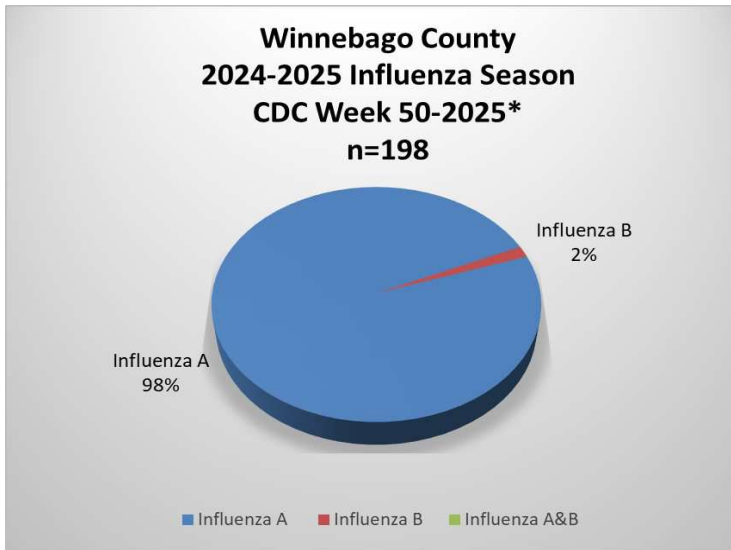




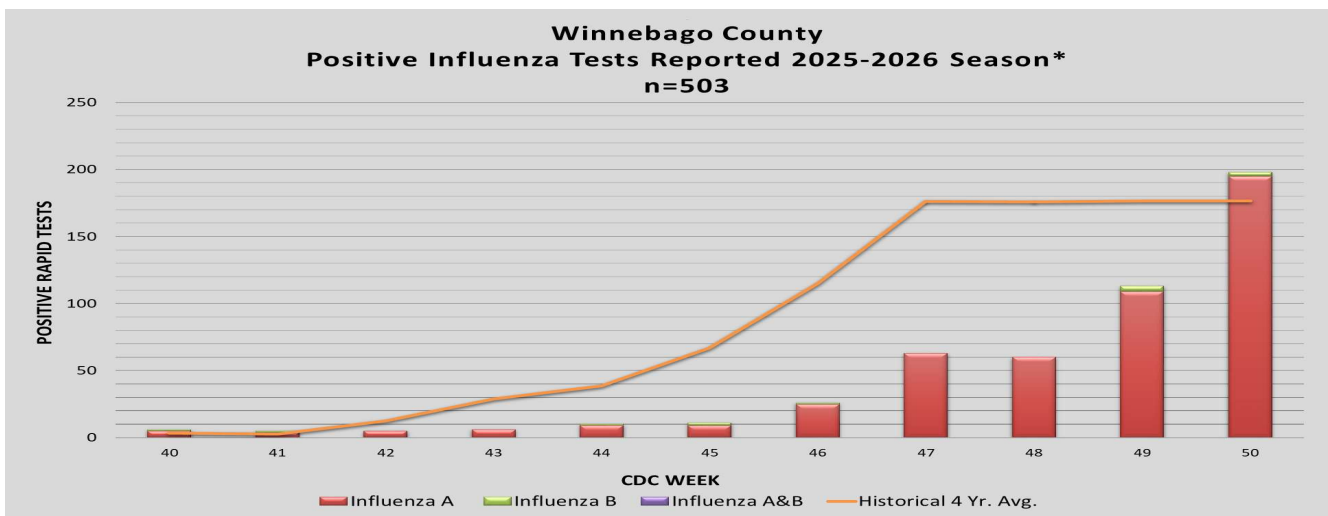
CDC Week 50: Week Ending Saturday, December 13, 2025

COVID-19, Influenza, and RSV vaccinations are recommended to prevent severe respiratory illness.

Weekly Influenza Activity Summary: This week’s surveillance activities shows **198** cases of influenza in Winnebago County as detailed in this report. Influenza surveillance for the County involves the weekly collection of data from our partners including hospitals, physicians, clinics, long term care (LTC) facilities and laboratories.



Total Number of Influenza Cases for the Reporting Week By Age Distribution			
Age Range	Influenza A	Influenza B	Influenza A&B
0-4	39	1	0
5-24	113	2	0
25-49	25	0	0
50-64	5	0	0
65+	13	0	0
TOTALS	195	3	0



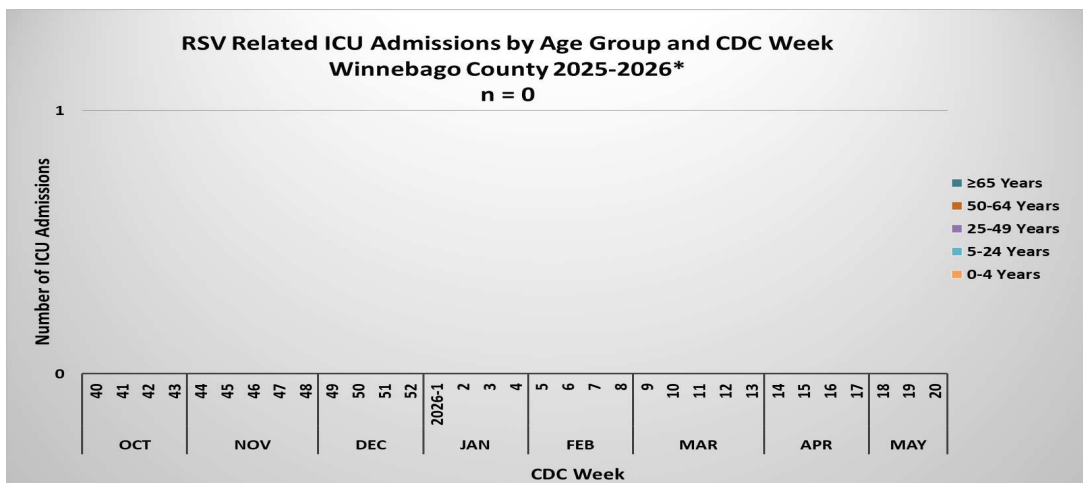
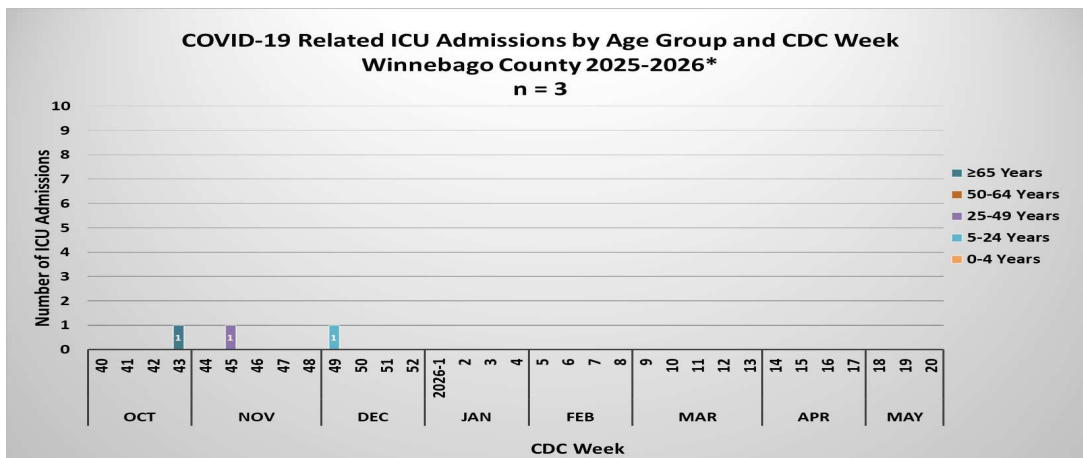
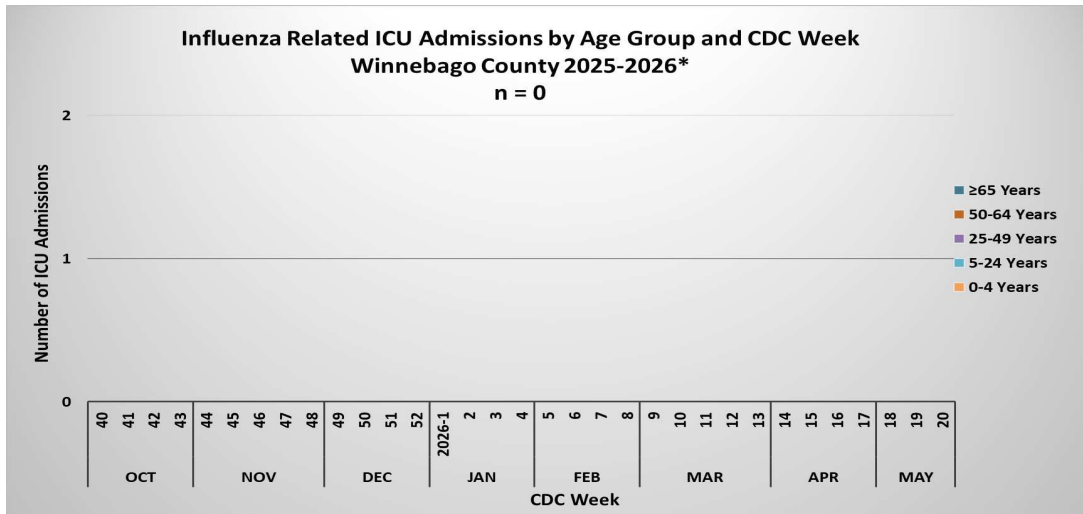
↑ The above graph illustrates the total number of flu cases reported during the current influenza surveillance period. The four year historical average for the County is noted by the orange line on the graph.

*Note: All data in this report are provisional and may change as additional reports are received.

ICU Admissions by Respiratory Illness

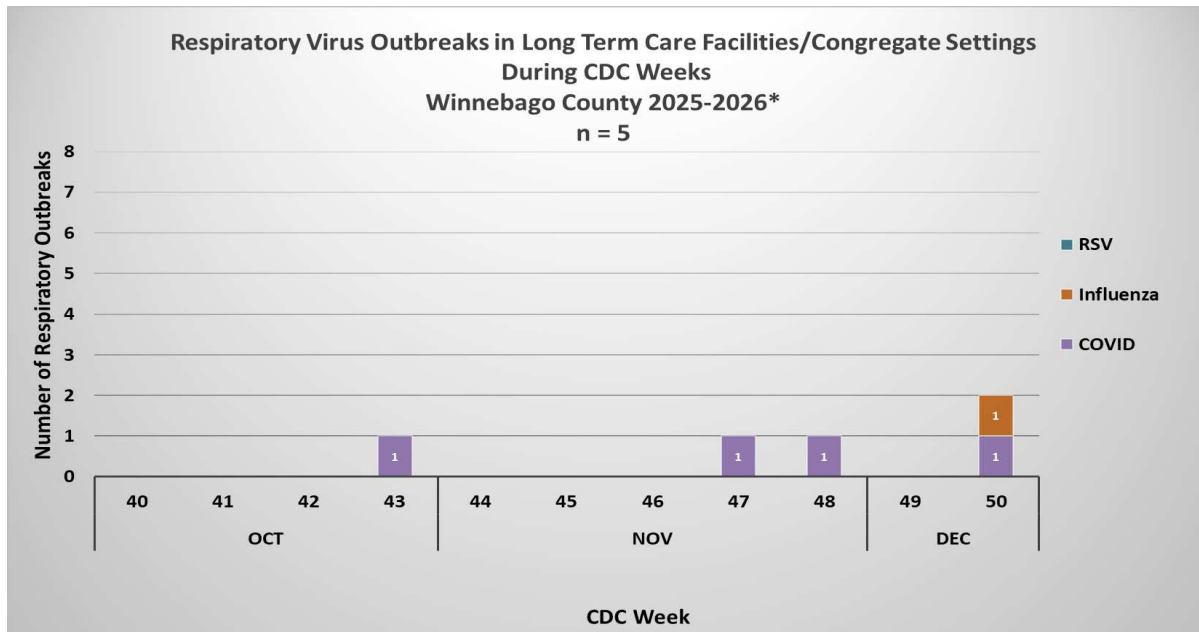
Respiratory virus associated Intensive Care Unit (ICU) Admissions:

The total number of ICU admissions by respiratory illness reported during the current respiratory surveillance period.



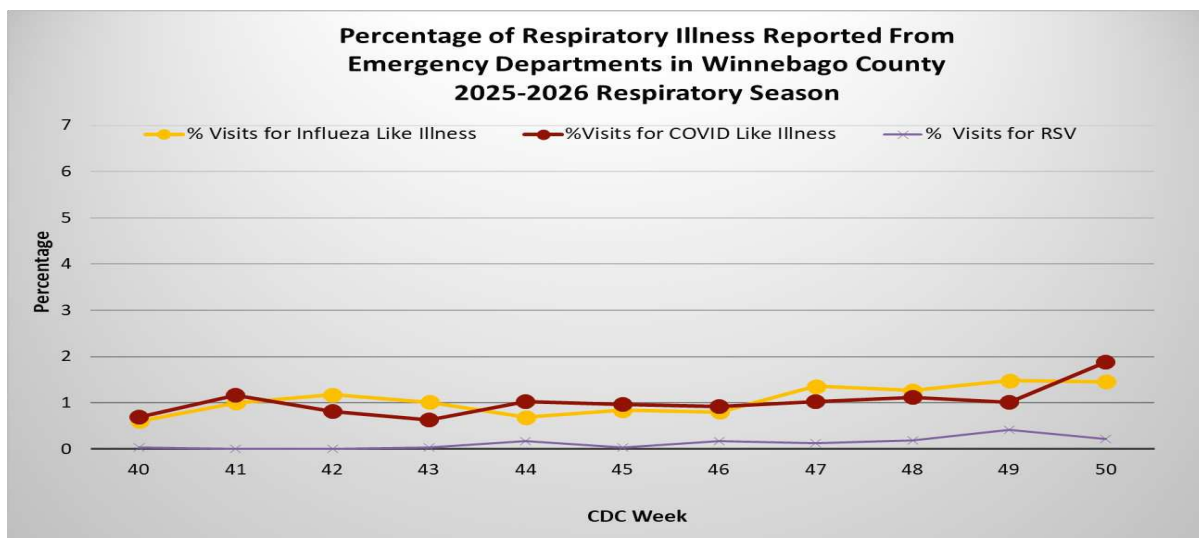
LTC Facility Outbreaks and ED Illness Surveillance

Respiratory Virus Outbreak Activity in Long Term Care Facilities: The Health Department uses surveillance data to monitor respiratory outbreaks in long term care facilities as part of the community’s current activity with respiratory viruses. An outbreak is defined as three or more cases of a specific virus occurring within 72 hours of each other.



Percent of emergency department (ED) visits due to respiratory illness:

Percent of emergency department visits attributed to respiratory illness for residents of Winnebago County.

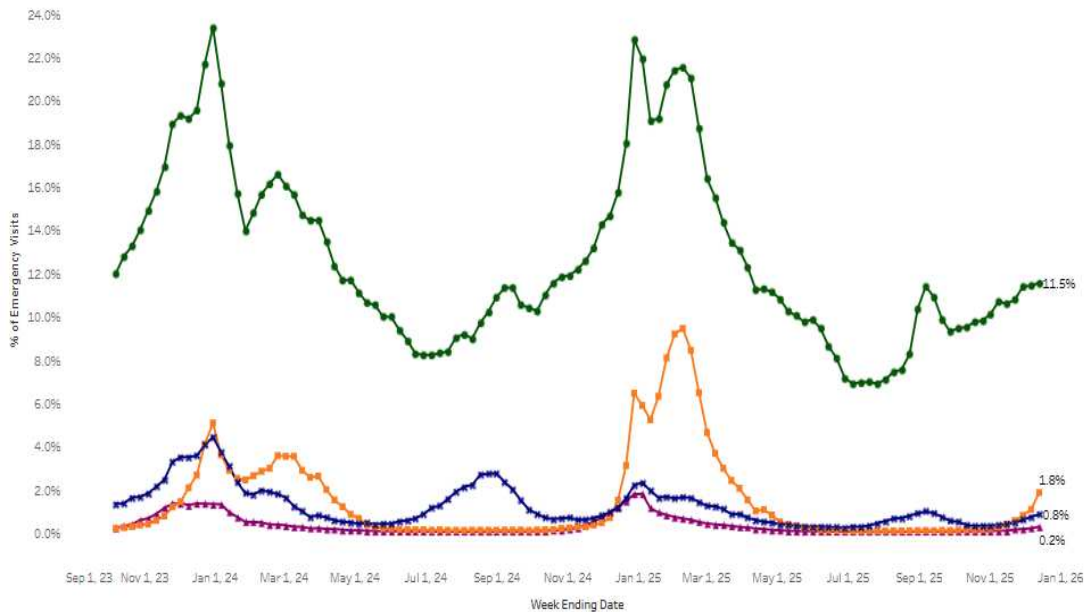


Practice and promote the three C’s in helping prevent the spread of respiratory viruses in our community:

- CLEAN** - Wash your hands
- COVER** - Cover your cough and sneeze
- CONTAIN** - Contain your germs, stay home if you are sick

State and National Respiratory Virus Activity

ED Visits: Percentages by Respiratory Condition in Illinois Facilities



← Illustrates the [weekly percent of total emergency department](#) visits in Illinois associated with COVID-19, influenza, and RSV for the reporting week.

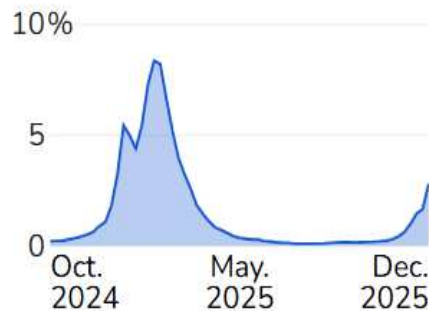
- Acute Respiratory Illness
- ✕ COVID-19
- Flu
- ▲ RSV

Emergency Department Visits for Viral Respiratory Illness in the U.S.

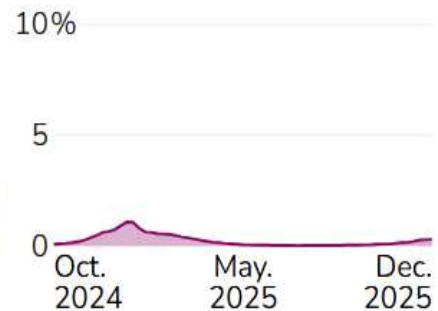
COVID-19



Influenza



RSV



↑ Illustrates the [national weekly percent of total emergency department](#) visits in the U.S. associated with COVID-19, influenza, and RSV for the reporting week.

Data was last updated on December 17, 2025 and presented through December 13, 2025.



publichealth.wincoil.gov/data-and-reports/data-and-charts/



**A Nationally Accredited
Health Department Since 2017**