



## Mental and Behavioral Health Data

Data are provisional as of November 1, 2025 and are subject to change.

**GOAL:** By 2030, improve the mental health of the community through promotion of positive coping and self-care skills, resilience, and prevention of serious mental health issues including substance use and associated impacts.

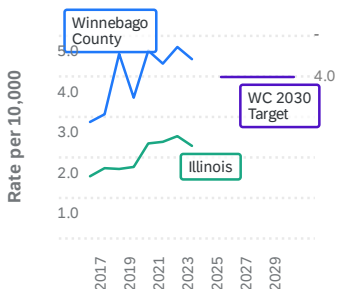
**Objective 1:** By 2030, decrease the rate of deaths from opioid overdose, including fentanyl, by 10%.

Figure A shows an increase in the rate of fatal overdoses due to opioid use.  
 Figure B shows an increase in the rate of fatal overdoses due to fentanyl use.

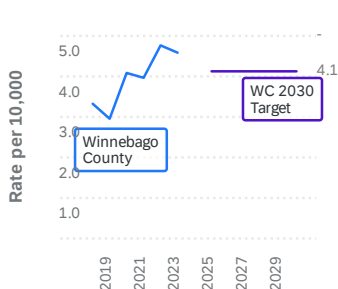
**Objective 2:** By 2030, decrease the rate of suicide in Winnebago County by 10%.

Figure C shows the suicide death rate peaked at 16.5 deaths per 100,000 population in Winnebago County in 2018.

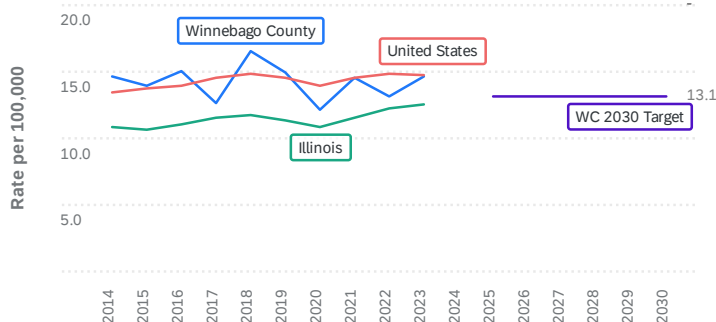
**Figure A: Opioid Overdose Mortality Winnebago County and Illinois**



**Figure B: Fentanyl Overdose Mortality Winnebago County and Illinois**



**Figure C: Suicide Mortality Winnebago County, Illinois, United States**

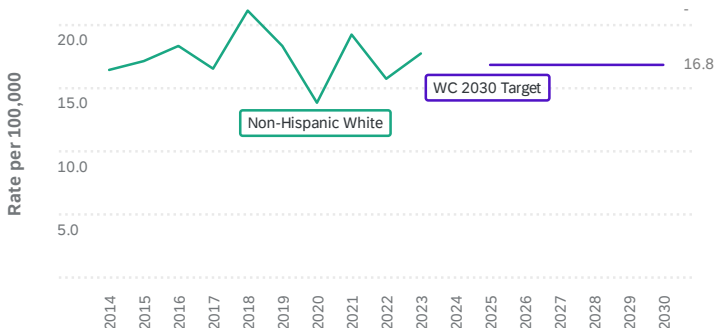


**Objective 3:** By 2030, reduce disparities in mental health outcomes (suicides and opioid overdose deaths) by 5%.

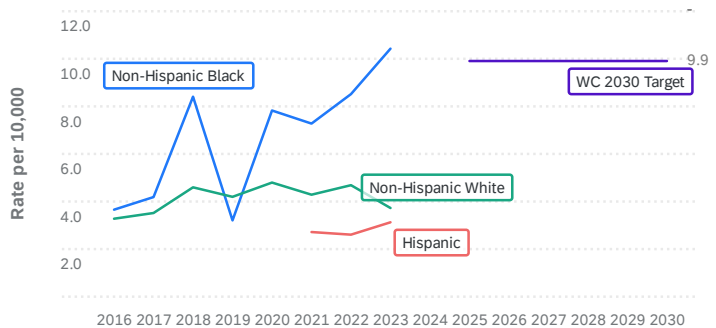
Figure D shows that in Winnebago County Non-Hispanic Whites have a rate of death due to suicide of 17.7 per 100,000 population in 2023. Data was suppressed for all other populations.

Figure E shows the rate of fatal opioid overdoses was significantly higher among Black/African Americans.

**Figure D: Suicide Mortality by Race Winnebago County**



**Figure E: Opioid Overdose Mortality by Race Winnebago County**



### About This Data Dashboard

#### Methodology

Data were obtained from secondary sources, including the Centers for Disease Control and Prevention (CDC) and IDPH's Overdose Data Dashboard. When disaggregated by race and ethnicity, data for Hispanic individuals and Non-Hispanic (NH) Asian, NH Native Hawaiian or Other Pacific Islander, and NH American Indian/Alaska Native were suppressed. Suicide mortality includes data for all non-White populations and Hispanic populations. Target lines were set based on the most recent year of data available at the time the Community Health Improvement monitoring matrix was developed.

Data is filtered (∇) to exclude years with no data available.

#### Limitations

- Timeliness – Delays in reporting from secondary data sources reduce the ability to track and report recent trends.
- Gaps and Granularity – Data may be unavailable or suppressed for rural areas or specific subpopulations.

#### Data Sources

- Centers for Disease Control and Prevention, National Center for Health Statistics. National Vital Statistics System (Provisional mortality data CDC WONDER Online Database). Data are from the final Multiple Cause of Death Files, 2020-2022, and provisional data for 2023 (<http://wonder.cdc.gov/mcd-icd10-provisional.html>).
- Northwestern University, State Unintentional Drug Overdose Reporting System (SUDORS) 2018 - 2023 [Fentanyl Overdose Mortality data]
- Overdose Data Dashboard [Opioid Overdose Mortality data]

**Learn More**  
 About This  
**Health Priority**