

## Violence Data Dashboard

Data are provisional as of August 1, 2025 and subject to change.

**GOAL: By 2030, decrease the incidence of personal, family, and community violence with targeted focus on areas suffering from unequal rates of violent acts.**

### Objective 1: By 2030, reduce the incidence of firearm-related deaths by a minimum of 5%.

- Figure A shows that from 2018 to 2023, Winnebago County recorded an average annual decrease of 5%, with the largest drop in the past five years occurring in 2023.
- Figures B and C show that firearm-related deaths disproportionately affect males and individuals who identify as Non-Hispanic Black.

### Objective 2: By 2030, reduce the domestic violence fatality rate by a minimum of 5%.

- Figure D shows domestic violence fatality with an average annual decrease of 40% from 2016-2022.
- From 2016 to 2022, 47.5% of domestic violence fatalities involved the use of a firearm as shown in Figure E.

Figure A: Firearm-related deaths Winnebago County, Illinois and US

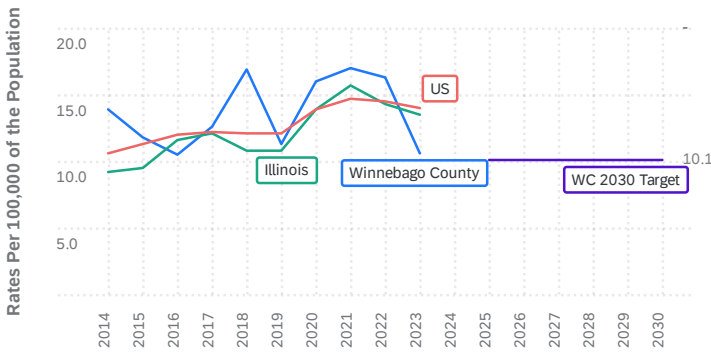


Figure D: Intimate partner violence deaths Winnebago County, IL

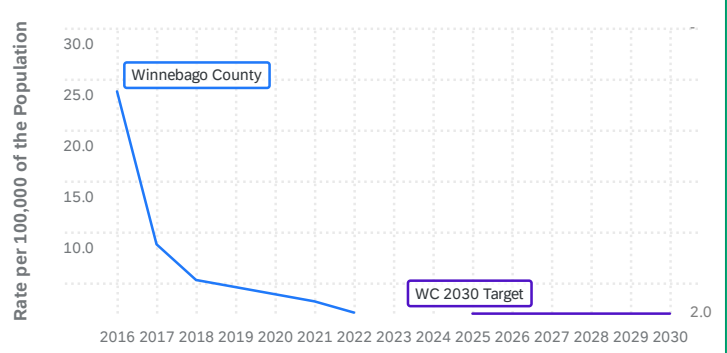


Figure B: Firearm-related deaths by race/ethnicity

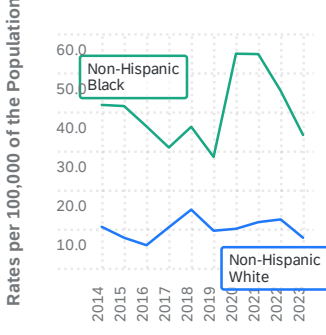


Figure C: Firearm-related deaths by sex

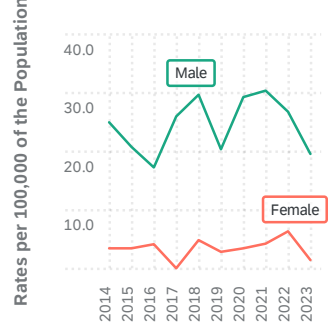
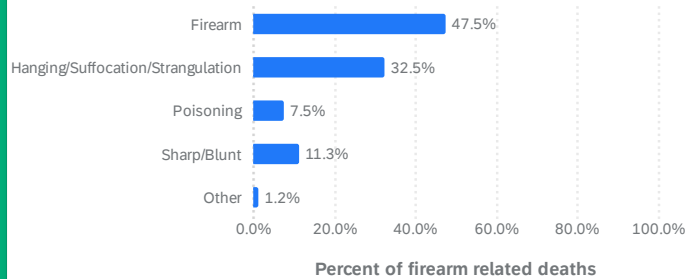


Figure E: Domestic violence fatality rate by weapon Winnebago County, IL (2016-2022)



### Objective 3: By 2030, reduce the risk of reported substance use in adolescence by 20%.

- Figure F shows an overall decrease in substance use among adolescents from 2020 to 2024.

### Objective 4: By 2030, reduce the incidence of bullying behavior by 50%.

- Overall, the rate of bullying among 8th and 10th graders showed a decrease from 2018 to 2022. However, as shown in Figure G, there was an approximate 2% increase from 2022 to 2024.

Figure F: Substance use in adolescents (8th graders and 10th graders)

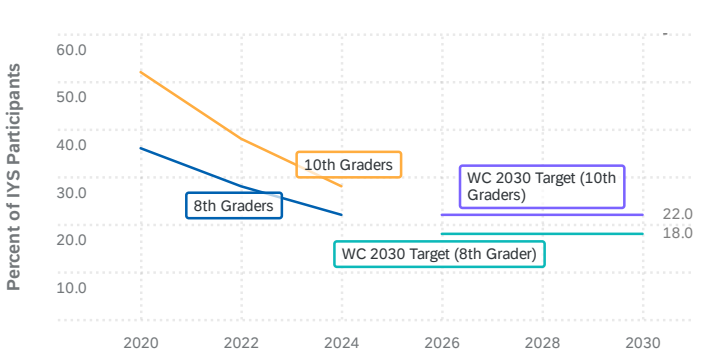
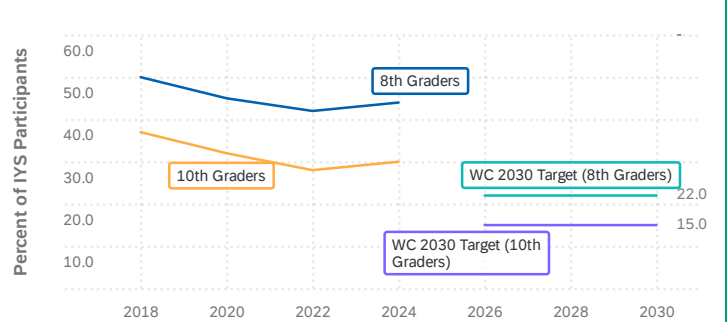


Figure G: Percent of adolescents reporting bullying behavior (8th and 10th graders)



### Objective 5: By 2030, increase the rate of gun lock distribution to the three communities with the highest social vulnerability index (61101, 61104, and 61102) by 20%.

- In 2024, WCHD distributed 631 gun locks in communities with zip code 61101 (251), 61104 (230), and 61102 (150).
- As of August 1, 2025 WCHD has already distributed 605 gun locks in communities with the following zip codes: 61101 (246), 61104, (177) and 61102 (182). While 61102 has already surpassed its 20% yearly increase, WCHD continues to work to increase gun lock distribution in areas with high social vulnerability index.

#### About This Data Dashboard

##### Methodology

Data were obtained from secondary sources, including the Centers for Disease Control and Prevention (CDC), U.S. Census Bureau, Illinois Youth Survey, and Illinois Violent Death Reporting System (IVDRS). When disaggregated by race and ethnicity, data for Hispanic individuals and Non-Hispanic (NH) Asian, NH Native Hawaiian or Other Pacific Islander, and NH American Indian/Alaska Native were suppressed. Rates were calculated per 100,000 Winnebago County residents using actual case counts and population estimates from the U.S. Census Bureau. Target lines were set based on the most recent year of data available at the time the Community Health Improvement monitoring matrix was developed.

Data is filtered (∇) to exclude years with no data available.

##### Limitations

- Timeliness – Delays in reporting from secondary data sources reduce the ability to track and report recent trends.
- Gaps and Granularity – Data may be unavailable or suppressed for rural areas or specific subpopulations.

##### Data Sources

Winnebago County Health Department (WCHD) records on gun lock distributions.

- Centers for Disease Control and Prevention, National Center for Health Statistics. National Vital Statistics System (Provisional mortality data CDC WONDER Online Database). Data are from the final Multiple Cause of Death Files, 2020-2022, and provisional data for 2023 (<http://wonder.cdc.gov/mcd-icd10-provisional.html>).
- U.S. Census Bureau, 2018-2023 American Community Survey 1-year estimate.
- Illinois Youth Survey (IYS).
- Illinois Violent Death Reporting System.

**Learn More**  
About This  
Health Priority